


EFFICIENT INSTALLATIONS



RESIDUAL CURRENT CIRCUIT BREAKERS TYPE NFIK-HI

TRANSIENT RESISTANT RCCB TYPE A FOR EV APPLICATION

HIGH IMMUNITY AGAINST UNWANTED TRIPPING AT CURRENT HARMONIC COMPONENTS

RESIDUAL CURRENT CIRCUIT BREAKERS

NFIK-HI (HIGH IMMUNITY)

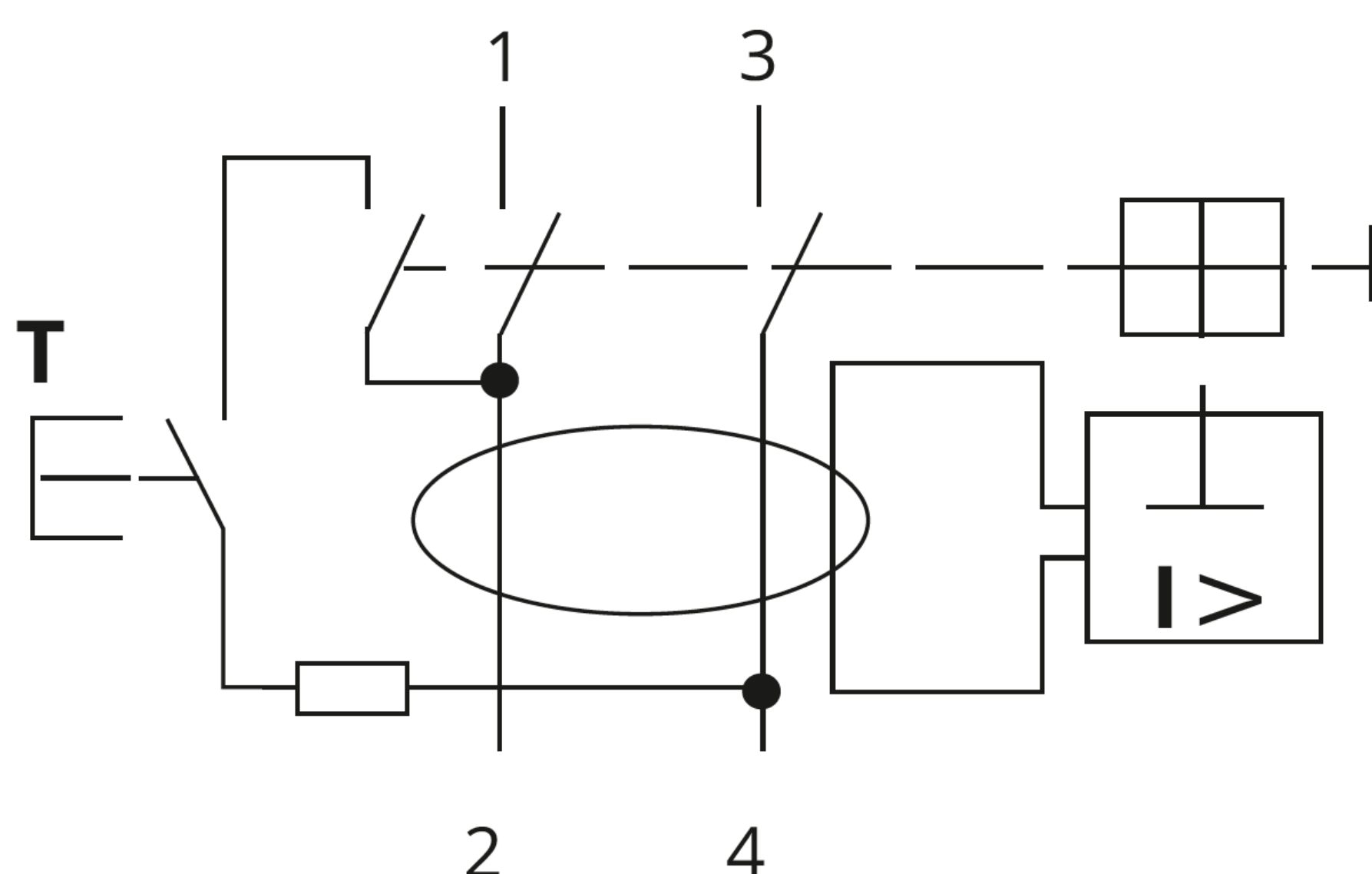
FEATURES

- TRANSIENT RESISTANT TYPE A RCCB FOR EV APPLICATION
- HIGH IMMUNITY AGAINST UNWANTED TRIPPING AT CURRENT HARMONIC COMPONENTS (E.G. FREQUENCY CONVERTERS)
- HIGH IMMUNITY AGAINST UNWANTED TRIPPING AT CURRENT IMPULSES (E.G. A LARGE NUMBER OF FLUORESCENT LAMPS, TRANSIENT SWITCHING EFFECTS) OR IN THE CASE OF MOUNTING UNDER EXTREMELY CRITICAL CONDITIONS (E.G. IMPULSE-SHAPED LEAKAGE CURRENTS AT LONGER CABLES, STORM DAMAGE, COMPUTERS, X-RAY DEVICES, ETC.)
- SHORT-TIME DELAYED RCCBs WITH MINIMUM NON-ACTUATING TIME 10 ms (TYPE G ACC. TO ÖVE E 8601)
- HIGH RESISTANCE AGAINST SURGE CURRENTS OF SHAPE 8/20 μ s (UP TO 3kA); RELIABLE OPERATION IS ASSURED ALSO IN CASE OF STRONG MAKING CURRENTS
- SENSITIVE TO RESIDUAL SINUSOIDAL ALTERNATING AND RESIDUAL PULSATING DIRECT CURRENTS - TYPE A
- RATED CURRENTS UP TO 100 A
- RATED RESIDUAL CURRENT 30 mA
- TWO- AND FOUR-POLE TYPES AVAILABLE

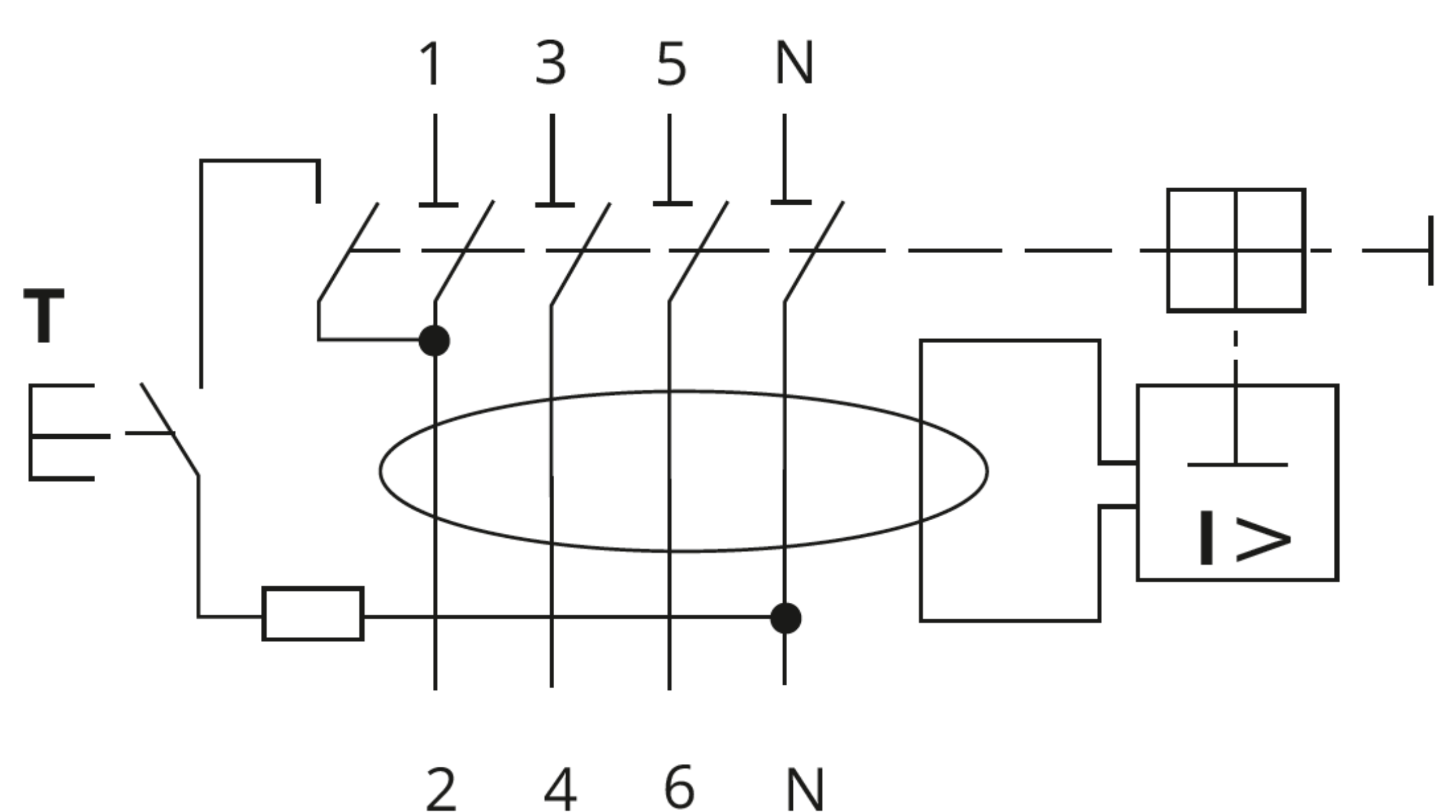


SHEMATICS

TWO-POLE



FOUR-POLE

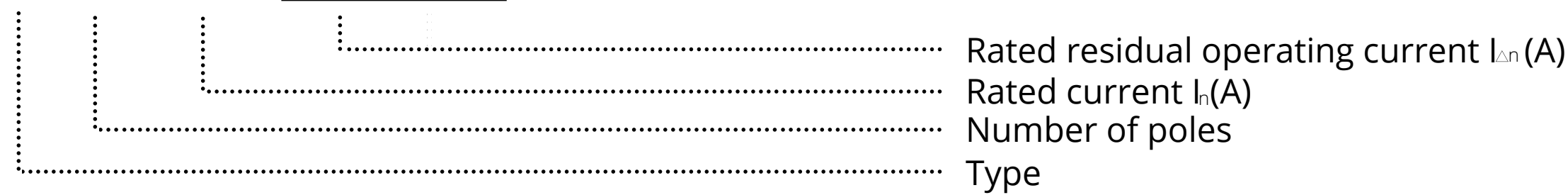


RESIDUAL CURRENT CIRCUIT BREAKERS

NFIK-HI (HIGH IMMUNITY)

ORDERING DATA

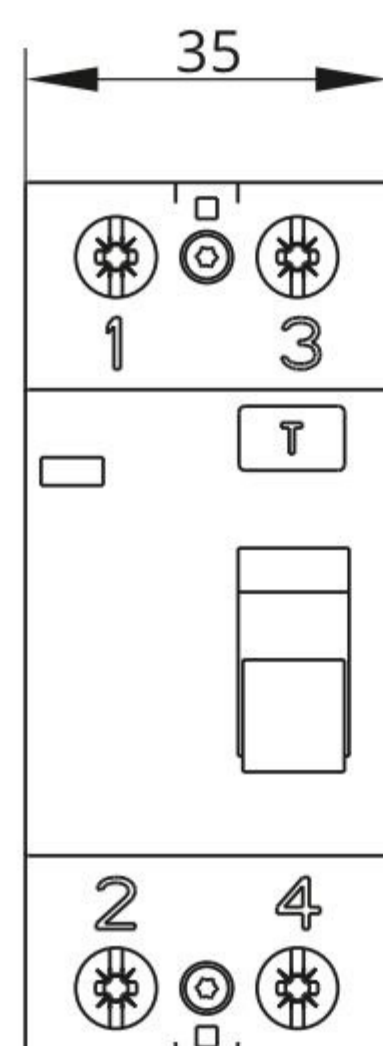
NFI4K 40/0.03-HI



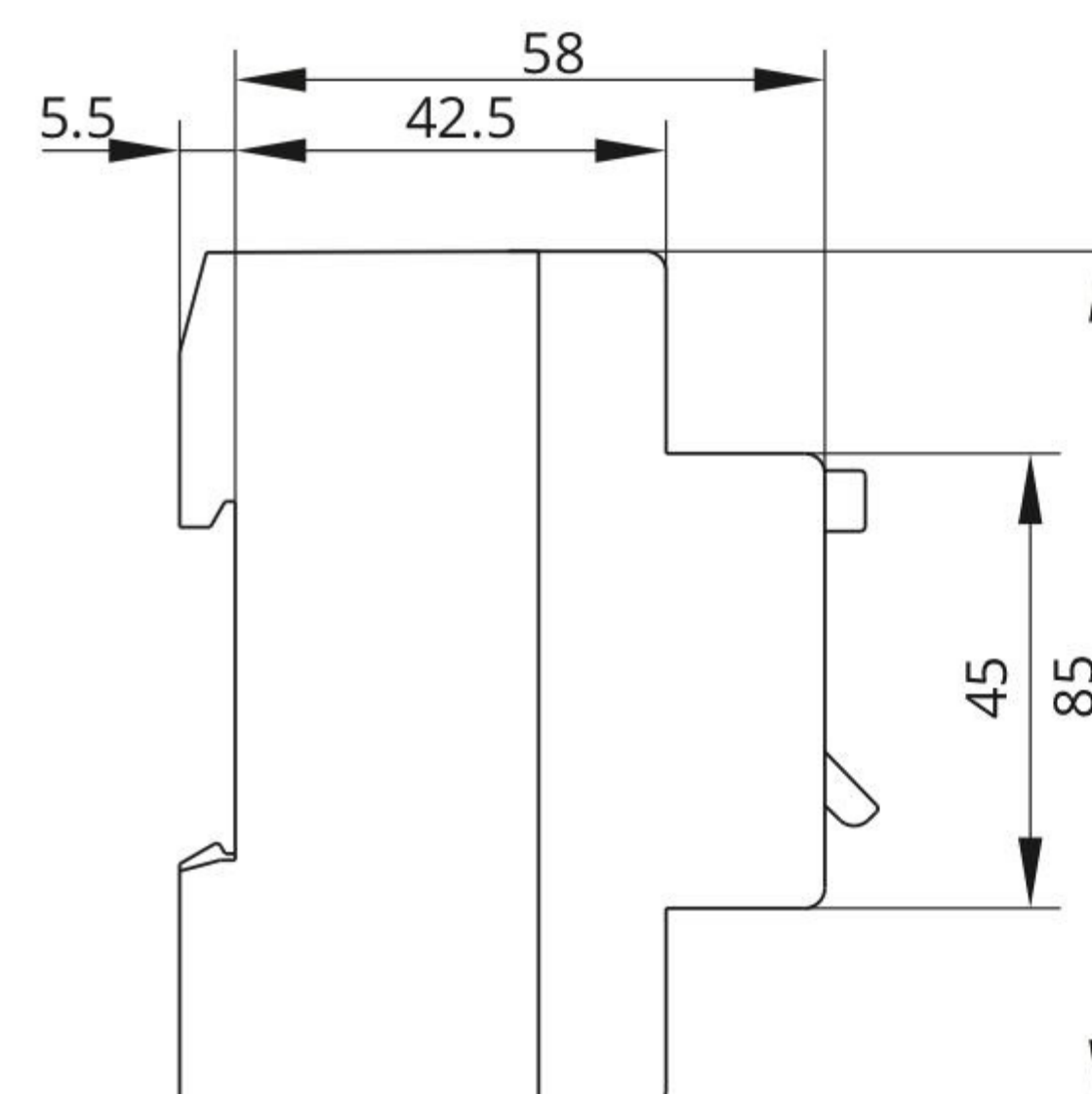
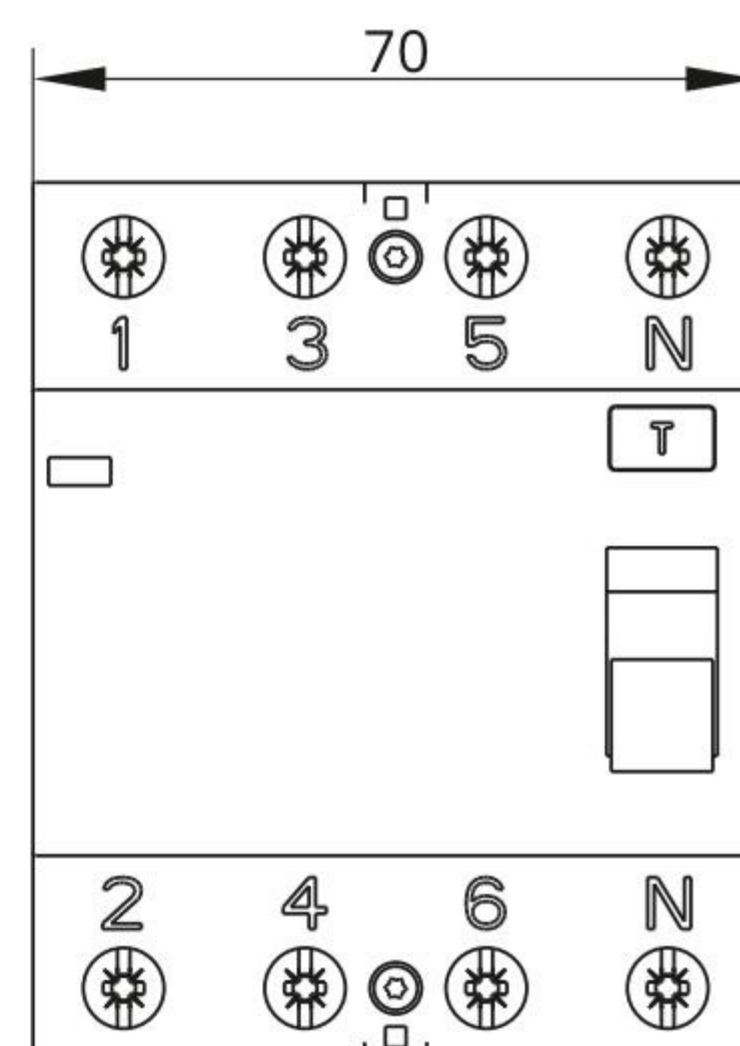
Type	A-HI	Symbol	Unit	NFI2K-HI	NFI4K-HI
Standards				IEC/EN 61008, type G acc. to ÖVE E 8601	
Module width				2	4
Number of poles				2	4
Rated voltage		U_n	V	230	400
Rated insulation voltage		U_i	V	400	
Rated impulse withstand voltage		U_{imp}	kV	4	
Rated frequency		f	Hz	50	
Rated current		I_n	A	16, 25, 40, 63, 80, 100	25, 40, 63, 80, 100
Rated residual current		$I_{\Delta n}$	mA	30	
Residual operating current (AC 50 Hz)				0.5 - 1.0 $I_{\Delta n}$	
Rated conditional short-circuit current		I_{nc}	kA	10	
Rated making and breaking capacity		I_m	A	800 ($I_n = 16 - 80$ A)	
Rated residual making and breaking capacity		$I_{\Delta m}$	A	1000 ($I_n = 100$ A)	
Max. back-up fuse for short-circuit current g_L		I_v	A	63 ($I_n = 16 - 40$ A) 80 ($I_n = 63, 80$ A) 100 ($I_n = 100$ A)	
Surge current withstand capability			A	200 (0.5 μ s/100 kHz ring wave) 3000 (8/20 μ s surge current)	
Maximum breaking times				1 x $I_{\Delta n}$: < 300 ms; 5 x $I_{\Delta n}$: < 40 ms	
Minimum response time delay				10 ms	
Mechanical endurance			op. c.	min. 5000	
Electrical endurance			op. c.	min. 2000	
Ambient temperature			°C	-25 ... +55 ($I_n = 16 - 40$ A)	-25 ... +40 ($I_n = 63 - 100$ A)
Storage temperature			°C	-35 ... +60	
Resistance to climate				acc. to IEC 60068-2-30: 28 cycles (55 °C, 95 % relative humidity)	
Terminal capacity rigid (solid or stranded) flexible		S	mm ²	1 ... 35	
Screw				M5	
Screw head				PZ2	
Tightening torque			Nm	2.0	
Length of removed conductor insulation			mm	15	
Degree of protection				IP20 (IP40 after installation in a distribution box)	
Pollution degree				2	
Weight			g	184	360

DIMENSIONS

TWO-POLE



FOUR-POLE



ISKRA, d.o.o.
 Stegne 21
 SI-1000 Ljubljana, Slovenia

Phone: +386 (0) 1 51 31 000
www.iskra.eu